


HELI | 让世界更合力

Handling Electric Logistics Intelligent

安徽合力

2022 年报







()

740,180,802


10

4.00

2022

296,072,320.80

2022



“ ”

自1991年起主要经济技术指标

ECONOMIC AND

连续32年

保持国内同行业
领军地位

LEADER POSITION IN THE SAME INDUSTRY



.....	8
.....	9
.....	13
.....	39
.....	55
.....	61
.....	72
.....	77
.....	78
.....	80

		()
		()

	ANHUI HELI CO., LTD.
	AHHL

	668	668
	0551 63689611	0551 63689787
	0551 63689787	0551 63689787
	zmq@hel i chi na. com	l i uxi ang@hel i chi na. com

	668
	668
	230601
	www. hel i chi na. com
	hel i@hel i chi na. com

	www. stcn. com
	www. sse. com. cn
	668

--	--

		111

2023 1 6 2024 12 31

()

()

()

2022

	1-3	4-6	7-9	10-12
	3,946,460,529.34	4,078,346,661.53	3,924,089,169.04	3,724,243,748.19
	193,759,782.12	237,752,510.82	254,241,305.83	218,388,812.24
	153,362,164.08	197,239,169.07	205,706,938.64	190,201,184.24
	198,791,925.37	253,280,768.53	-215,794,747.72	534,143,329.25

: :

	2022	2021	2020
	854,289.26	1,647,140.62	961,642.32
	65,381,455.41	49,460,518.14	44,122,661.33
	88,033,075.17	50,221,577.60	58,569,943.63

	489,076.19	717,843.66	-1,419,829.20
	44,059,416.65	60,351,501.93	50,005,538.72
	31,582,804.45	25,524,931.06	23,727,176.10
	9,601,553.25	4,858,384.13	3,905,979.01
	157,632,954.98	132,015,266.76	124,606,801.69

1 ---

1 ---

	2,320,052,493.15	3,340,841,109.58	1,020,788,616.43	40,841,109.58
	547,274,187.55	215,317,887.79	-331,956,299.76	0.00
	140,814,600.00	160,805,400.00	19,990,800.00	0.00
	3,008,141,280.70	3,716,964,397.37	708,823,116.67	40,841,109.58

2022

5.08%

2022

22.18%

50.96%

56.64%

1.66% 42.62%

1.44 3.79

G2

H4

CE UKCA

2022

43

11

2

18

13

"

"

"

"





“ ”

”

”

8 22 AGV

158%

4.0 “ + ”

FICS



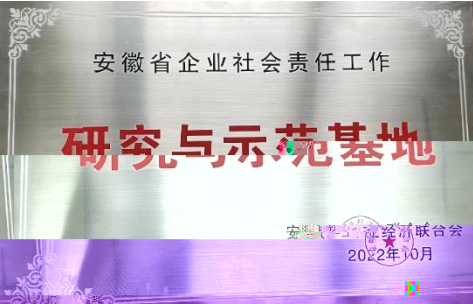
“ ”

“ ” “ ”

“ ”

“ ” “ ”

“ ” “ ”



60.49%

16

29

“ ” 2022

“ ”

“ ” A

“ ”

2009

2018

59.72

2022

104.80

15.10%

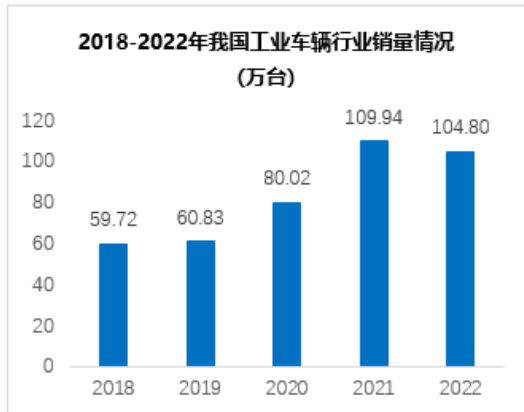
" 3060"

2018-

2022

47.07%

64.39%



2018

18.30%



13.26

2022

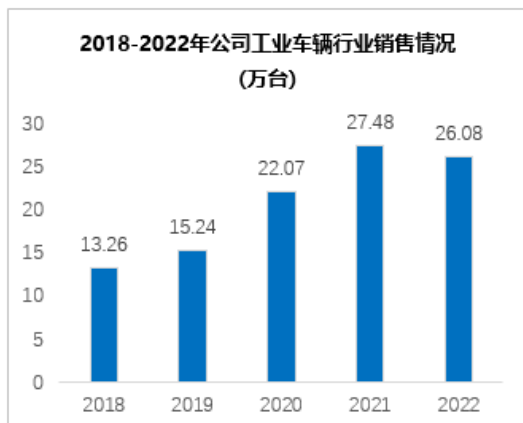
26.08

2018

30.14%

2022

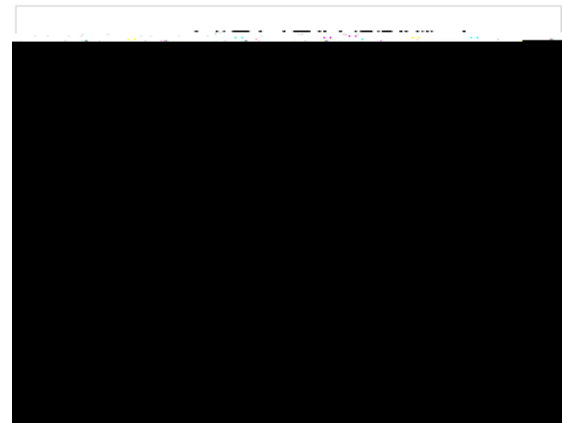
50.96%



2022

68.64

12.40%



104.80

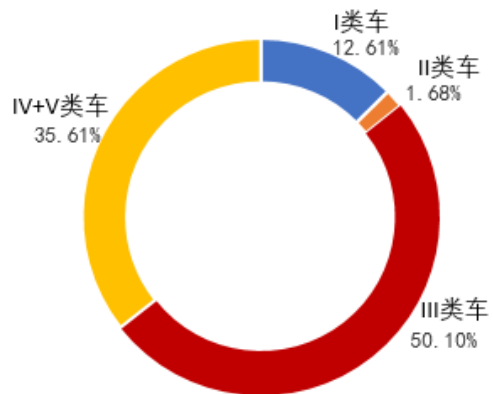
4.68%

36.15


14.50%

13.21
13.03%
52.51
0.79%
37.32
5.08%
13.25%
7.78
21.91%
2.78
18.03%
10.27
+
13.69%

2022年行业销售车型结构



2022年公司销售车型结构



37 512 2000 0.2-46

H4

G2

12% 2022

G2



2

G G2

1.2-2.5

2022

18.03%



3

a b

0.6-4

1.2-2



4


+

EPA

H2000/K/K2/H3/G/G2/G3

1-46

CE UKCA



5

12-46

2-8



6




1

AGV

AGV

AGV



SLAM

AGV

AGV

AI

3D

AGV

5G

AGV

255%



2

" "



3

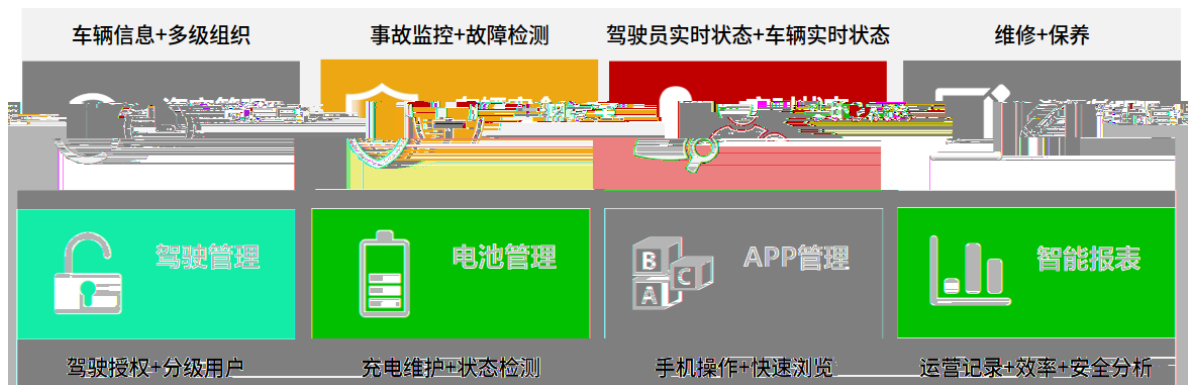


4

FICS

APP

FICS





CNAS

863

2022

"

"

"

"

"

"

"

10

"

1958

60

2016

"

"

" HELI "

25

500

80

150



5 +

2022

" ' A' "

"
"
"
"
"



" "
" " " "
" "

60

" "
" "
"



156.73

1.66%

9.04

42.62%

130.10

0.07%

()

1.

			%
	15,673,140,108.10	15,416,656,261.80	1.66
	13,009,879,151.96	13,019,539,448.22	-0.07
	552,205,992.51	519,781,875.74	6.24
	426,303,481.82	397,058,697.51	7.37
	-42,571,182.41	-6,157,547.67	
	616,012,679.14	627,019,483.11	-1.76
	770,421,275.43	647,517,131.15	18.98
	-1,275,249,180.25	-1,203,383,479.52	
	2,379,801,318.13	400,657,451.00	493.97

2.

		1,261,265.38	91.30	1,294,342.45	91.81	-2.56	
		75,825.40	5.49	72,689.56	5.16	4.31	
		13,658.17	0.99	13,534.56	0.96	0.91	
		21,913.81	1.59	20,154.63	1.43	8.73	
		8,787.45	0.64	9,032.36	0.64	-2.71	

(5).

(6).

(7).

A.

125,496.12	8.01%
66,389.63	4.24%
	50% 5

B.

291,944.08	24.37%
183,439.21	15.31%
	50% 5

3.

			%	
	-4,257.12	-615.75		

4.

(1).

	61,601.27
	0
	61,601.27
%	3.93
%	0

(2).

	1,398
%	16.04
	4
	245
	615
	462
	72
30	30
30-40	30 40
40-50	40 50
50-60	50 60
60	3

(3).

2022

6.16

15

[2021]35

2021

(4).

5.

			%	
	39,939.56	26,715.48	49.50	
	6,191.34	3,170.57	95.28	
	223,500.00	82,992.62	169.30	
	2,000.00	350.00	471.43	
	146,135.65	627.27	23,297.09	

()

()

	12,059.45	0.82	4,237.92	0.36	184.56	
	9,016.12	0.61	6,733.26	0.58	33.90	
	33,471.62	2.27	72,407.07	6.22	-53.77	

						/		
	232,005.25	4,084.11			920,600.00	822,605.25		334,084.11
	54,727.42				21,531.79	54,727.42		21,531.79
	14,081.46				4,749.54	2,750.46		16,080.54
	300,814.13	4,084.11			946,881.33	880,083.13		371,696.44

4.

()

()

				2022	2022	2022
	36,000		100%	42,292.41	31,317.09	2,862.69
	32,000		100%	45,722.73	27,701.78	3,886.95
	25,000		100%	46,355.18	28,859.24	2,081.06
	16,000		100%	27,817.68	15,941.77	92.28
	12,000		100%	25,975.88	14,774.65	3,284.77
	6,930		66%	30,558.06	23,351.99	2,741.35

"

"

3

()

1

2

"

"

()

	2022 4 25	http://www.sse.com.cn/	2022 4 26	2021 014 2022

	2022 6 24	http://www.sse.com.cn/	2022 6 25	2022 2022 025
--	--------------	---	--------------	------------------

2022 4 25 2021

15 293,548,725
39.66%
2022 6 24 2022

22 293,848,525
39.70%

()

	()									
			56	2021-04-26	2024-04-26	8,362	8,362	0		
			57	2021-04-26	2024-04-26	12,026	12,026	0		

			47	2021-04-26	2024-04-26	1,520	1,520	0	151.11	
			59	2021-04-26	2024-04-26	0	0	0	143.56	
			58	2021-04-26	2024-04-26	11,945	11,945	0	142.05	
			59	2021-04-26	2024-04-26	3,732	3,732	0	139.47	
			60	2021-04-26	2024-04-26	0	0	0	5.52	
			64	2021-04-26	2024-04-26	0	0	0	5.52	
			65	2021-04-26	2024-04-26	0	0	0	5.52	
			59	2021-04-26	2024-04-26	0	0	0		
			45	2021-04-26	2024-04-26	0	0	0		
			59	2021-04-26	2024-04-26	0	0	0		
			54	2021-04-26	2024-04-26	0	0	0	49.90	
			46	2021-04-26	2024-04-26	0	0	0	37.75	
			54	2021-04-26	2024-04-26	0	0	0	108.12	
			56	2021-04-26	2024-04-26	0	0	0	121.24	
			57	2021-04-26	2024-04-26	0	0	0	112.65	
			51	2021-04-26	2024-04-26	0	0	0	107.63	
			53	2022-09-22	2024-04-26	0	0	0	40.80	
			59	2021-04-26	2024-04-26	0	0	0	102.90	
			48	2021-08-05	2024-04-26	0	0	0	66.67	
			45	2021-08-05	2024-04-26	0	0	0	60.65	
	/	/	/	/	/	37,585	37,585	0	1,401.06	/

5.52

	()

()

1.

			2021 6	---
			2021 4	---
			2007 5	---
			2021 9	---
			2021 9	---
			2010 2	---
			2017 11	2022 9
			2021 9	---

2.

			2021 4	

			2019 9	2022 10
			2019 9	2022 10
			2019 9	2022 10
			2021 4	
			2021 3	

()

		10	2021		
		11	2021		
		12	2021		
		13	2021		
		14	2021		
		15	2022		
		16	2021		
		17	<		>
	2022 25	4	1	2022	
		2	<"	"	>
			1		
		2			
		3	<	>	
		4	<		>
		5	<		>
		6	<		>
		7	<		>
		8	<		>
		9	<		>
		10	<		>
		11	<		>
		12	<		>
		13	<		>
		14	<		>
	2022 27	5	15	<	>
			16	<	>
			17	<	>
			18		
			19		
			20	<	>
			21	<	>
			22		
			23		
			24		
			25		
			26		
			27	2022	
			1		
	2022 27	6	2		
			3		
			4		
			1	2022	
	2022 29	8	2		

		10	10	7	0	0		2
--	--	----	----	---	---	---	--	---

	10
	3
	7
	0

()

()

(1).

(2).

5

2022 11	3	2022 2022	-
2022 25	4	2022 2022	-

2022 29	8	2022 2022		-
2022 21	10	2022 2022		-
2022 29	12	2022 40		-

(3). 2

2022 27	5	2022		-
2022 22	9	2022		-

(4). 7

2022 14	2	2022		-
2022 11	3	2022	2021	-
2022 27	5	2022 > >	< <	-
2022 29	8	2022		-

2022 22	9	2022 < < < > > > > >		-
2022 8	12	2022		-
2022 29	12	2022		-

(5).

3

2022 11	3	2022 2021 2021		-
2022 27	5	2022		-
2022 8	12	2022		-

(6).

()

	3,624
	5,092
	8,716
	0

	4,203
	1,771
	1,398
	251
	1,093
	8,716
	382
	1,743
	2,285
	4,306
	8,716

()

()

2023

()

()

()

()

2023 4 1

www.sse.com.cn

() 2022 12 31
" 2022 12 31

"

	1,076.06

()

1.

				1 DW001 117° 12 21. 78 31° 43 40.1 5	2022 COD 70.09 mg/L 8.80 mg/L pH 7.08 BOD5 13.25mg/L SS 27.5 mg/L TP mg/L, 0.36 mg/L 2022 COD 12.84 1.62 BOD5 2.45 SS 5.23 TP 0.43 , 0.07		19626 4	
				65	VOCs 386027 27.6 VOCs 14.8	DB31/933-2015 1 2019 13 [2019]56	/	
				/	/	(GB 36600- 2018) GB/T14848- 2017 III	/	

				/	/	2018	GB36600-	/
			/	/	/	2		/
				/		(GB18599-2001)		135.4 6
						(GB18597-2001)		
			1 DW001	117° 2 47.3 30° 33 11.2 O	PH COD BOD5 SS	2022 COD 42.3mg/L BOD5 11mg/L SS 10.3mg/L 3.95mg/L TP 0.025mg/L 6.69 2022 0.655 0.16446 0.1654 0.06387 TP 0.00041		16293 .6

				/	/	B36600-2018	/	
						GB/T14848-2017		
				42 25 17	/ VOCs 160164 14.61 15.791		16016 4	

2.

3.

4.

2022

340106-2022-063L

5.

COD pH

2020 9

6.

7.

()

()

()

	3,726

" " "

50.96%

V"

"

	/	
	18.20	" "
	18.20	" "
	0	
	364	

	/	
		117.07
		117.07
		0
		1,753
	1.	" "
	2.	
	3.	

2022

111

2022

8

50

117.39%

102.07

()

			1						
			2025	6		2		2022	
								10	
				3				9	
			1						

			4		5	27				
			6							
				7						

()

()

"

"

		()
--	--	-----

()

()

()

1


2

3

: :

						(%)	
--	--	--	--	--	--	-----	--

					37,764.70	2.41	
					28,624.93	1.83	
					12,959.99	0.83	



					527.97	0.04	
					157.95	0.01	
					5.44	0.0005	
					2,132.81	76.26	
					662.95	23.70	
					1.00	0.04	
					32.43	3.31	
					31.76	3.24	
					24.66	2.51	
					1.39	0.14	
					463.36	47.26	
					361.88	36.91	
					45.15	4.61	
					18.50	1.89	
					1.29	0.13	
				/	409,298.87	/	/

()

1

2

3

4

()

1

2

3

()

1

2

3

		4,296.16	42,672.28	3,509.47
		1,470.72	32,441.26	4,212.98
		51.02	474.54	52.02
		4.05	454.62	142.71
		2.20	41,056.11	19.78
		0.47	88.44	2.86
		0.34	19.21	0.05
			0.54	0.17
		5,824.96	117,207.00	7,940.04

()

()

()

1

2

3

()

: :

				()									
			2,142.45	2016/11/22	2016/11/22	2024/3/1					0		
			3,500.00	2020/1/1	2020/1/1	2024/12/31					0		
			450.00	2022/8/18	2022/8/18						0		
			0.00	2022/8/11	2022/8/11	2026/5/16					0		

B		0.00
A+B		37,994.44
(%)		5.61
C		6,092.45
70%		0.00
D	50% E	0.00
C+D+E		6,092.45
[2022]26 ---		2022 1 8 ---

()

1.

(1)

		295,000.00	295,000.00	0

2021

30

29.50

0.00

(2)

(3)

2.

(1)

(2)

(3)

3.

()

()

1

2

3

4

()

()

--	--

2022 364

204,750.50

2023 1 6

" "

" 110091"

()

()

()

()	25,254
()	22,429

()

:

			(%)			
	7,421,940	288,448,475	38.97	0		0
	-14,565,483	22,163,367	2.99	0		0
	-7,740,000	13,529,960	1.83	0		0
	10,453,570	10,453,570	1.41	0		0
LOF	10,196,360	10,196,360	1.38	0		0
	7,472,589	7,472,589	1.01	0		0
	3,450,000	6,150,000	0.83	0		0
	-363,800	6,076,360	0.82	0		0
	0	6,032,190	0.81	0		0
	-400,400	5,569,967	0.75	0		0

	288,448,475		288,448,475
	22,163,367		22,163,367
	13,529,960		13,529,960
	10,453,570		10,453,570

2

3

4

5



()

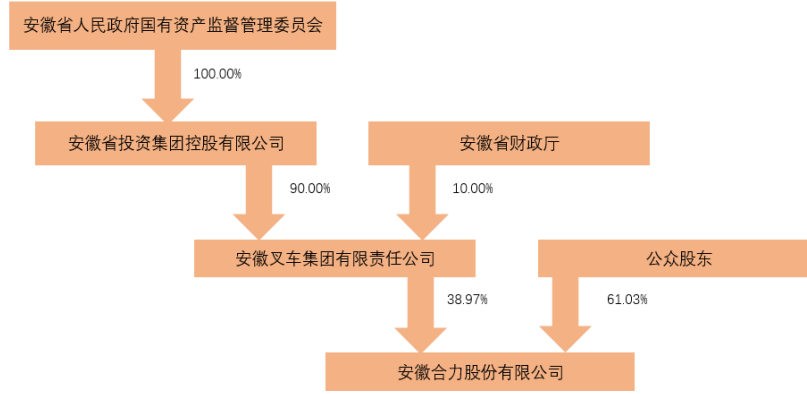
1

2

3

4

5



6

()

80%

()

2022 2887 2022 12 13
20,475,050 100 204,750.50

2022 364 204,750.50
2023 1 6 " "

" 110091" 2023 1 4

www.sse.com.cn

()

		555,669
		(%)
	797,848,000	38.97
	61,304,000	2.99
	23,084,000	1.13
LOF	22,527,000	1.10
	20,669,000	1.01
	17,011,000	0.83
UBS AG	15,509,000	0.76

JPMORGAN CHASE BANK, NATIONAL ASSOCIATION	11,870,000	0.58
	11,527,000	0.56
MORGAN STANLEY & CO. INTERNATIONAL PLC.	10,767,000	0.53

()

()

()

()

“ ”

2022 12 31

:

:

:

		2022 12 31	2021 12 31
	1	3,471,701,316.53	2,004,353,060.90
	2	3,340,841,109.58	2,320,052,493.15
	4	6,657,389.66	615,000.00
	5	1,519,573,273.38	1,207,043,386.32
	6	215,317,887.79	547,274,187.55
	7	179,060,495.33	199,945,443.70
	8	45,802,065.91	33,198,848.89
	9	2,097,232,751.70	2,025,908,391.16

	29	15,002,264.57	5,606,394.99
	30	47,956,129.80	43,539,866.83
	31	111,691,850.73	100,344,502.85

3,810,551,449.50

	55	315,394,979.12	315,394,979.12
	57	-2,509,732.21	-7,232,085.98
	59	812,905,380.88	812,905,380.88
	60	4,594,276,184.15	3,949,197,053.84
		6,774,144,362.86	5,810,446,129.86
		605,068,624.73	596,569,403.28
		7,379,212,987.59	6,407,015,533.14
		14,773,637,101.61	11,636,217,236.77

2022 12 31

:

:

:

		2022 12 31	2021 12 31
		3,247,893,476.86	1,695,473,209.73

	3	2,082,145,746.32	1,713,715,535.22
		160,805,400.00	140,814,600.00
		127,888,199.94	104,653,829.42
		1,100,577,264.60	961,986,138.38
		146,357,078.95	191,208,968.49
		179,195,042.03	141,053,097.71
		59,944.96	99,908.26
		6,232,571.64	15,488,409.55
		17,223,836.05	42,615,556.66
		3,820,485,084.49	3,311,636,043.69
		12,866,260,066.37	9,652,706,215.91
		502,155,694.43	410,000,000.00
		618,620,000.00	994,870,000.00
		1,272,077,197.57	1,181,882,469.68
		26,043,306.16	109,585,359.58
		79,733,789.22	6,818,397.43
		43,180,868.01	10,466,046.57
		311,972,524.75	310,226,385.78
		193,375.47	
		300,000,000.00	700,000,000.00
		3,385,629.81	14,194,328.63
		3,157,169,009.95	3,738,042,987.67
		1,500,000,000.00	300,000,000.00
		1,732,098,475.28	
		73,500,000.00	53,500,000.00
		101,446,503.11	74,383,716.66
			4,507,873.97
		3,407,044,978.39	432,391,590.63
		6,564,213,988.34	4,170,434,578.30

		740,180,802.00	740,180,802.00
		313,896,748.92	
		441,813,702.57	440,763,277.66
		812,355,569.62	812,355,569.62
		3,993,799,254.92	3,488,971,988.33
		6,302,046,078.03	5,482,271,637.61
		12,866,260,066.37	9,652,706,215.91

2022 1—12

: :

		2022	2021
		15,673,140,108.10	15,416,656,261.80
	61	15,673,140,108.10	15,416,656,261.80
		14,654,971,374.91	14,646,312,612.36
	61	13,009,879,151.96	13,019,539,448.22
	62	93,141,251.89	89,070,655.45
	63	552,205,992.51	519,781,875.74
	64	426,303,481.82	397,058,697.51
	65	616,012,679.14	627,019,483.11
	66	-42,571,182.41	-6,157,547.67
		49,608,797.19	35,204,226.44
		52,164,761.59	72,863,868.65
	67	47,565,749.58	27,285,963.75
" "	68	72,513,835.15	45,667,393.59
		14,607,308.44	17,002,510.82
" "			
" _"			
" "	70	40,841,109.58	23,582,219.17
" _"	71	-15,709,198.24	13,783,917.39
" _"	72	-17,995,120.61	-5,099,248.88
" "	73	1,107,138.53	1,785,735.75
" "		1,146,492,247.18	877,349,630.21
	74	20,440,413.47	25,887,740.89

	75	2,388,480.72	3,133,937.97
" "		1,164,544,179.93	900,103,433.13
	76	139,068,888.22	114,882,478.84
" "		1,025,475,291.71	785,220,954.29
1. "		1,025,475,291.71	785,220,954.29
2. "			
1. " _"		904,142,411.01	633,944,141.68
2. " _"		121,332,880.70	151,276,812.61
		5,399,478.26	-6,871,156.05
		4,722,353.77	-6,000,579.28
1			
1			
2			
3			
4			
2		4,722,353.77	-6,000,579.28
1			
2			
3			
4			
5			
6		4,722,353.77	-6,000,579.28
7			
		677,124.49	-870,576.77
		1,030,874,769.97	778,349,798.24
		908,864,764.78	627,943,562.40
		122,010,005.19	150,406,235.84
(/)		1.22	0.86

(/)		1.22	0.86
-------	--	------	------

2022 1—12

: :

		2022	2021
	4	13,557,321,141.46	13,897,065,122.42
	4	12,182,177,006.37	12,643,061,848.15
		51,705,929.58	47,993,130.00
		87,095,736.98	153,200,210.97
		224,432,279.79	215,989,143.45
		418,854,026.93	430,250,192.75
		-3,148,091.09	-33,947,344.81
		43,323,512.15	29,277,889.51
		49,738,011.44	67,871,363.15
		17,904,528.67	15,405,184.99
" "	5	196,181,818.01	173,210,484.59
		16,383,903.82	12,918,493.59
" -"			
" "		40,841,109.58	23,582,219.17
" -"		-6,648,670.59	-2,098,551.00
" -"		-15,979,004.57	-3,580,198.22
" "		138,837.15	700,397.10
" "		828,642,871.15	647,737,478.54
		4,089,371.80	17,237,781.96
		1,183,484.48	1,410,580.75
" "		831,548,758.47	663,564,679.75
		67,658,211.18	34,673,506.92
" "		763,890,547.29	628,891,172.83
" "		763,890,547.29	628,891,172.83
" "			

1.			
2.			
3.			
4.			
1.			
2.			
3.			
4.			
5.			
6.			
7.			
		763,890,547.29	628,891,172.83
	(/)		
	(/)		

2022 1—12

		2022	2021
		13,605,866,999.40	12,215,198,339.38
		399,395,583.52	267,154,767.79
	78	98,300,181.49	124,328,729.89
		14,103,562,764.41	12,606,681,837.06
		10,800,904,353.04	9,523,905,850.60
		1,659,362,404.65	1,573,982,654.66
		530,464,075.52	497,282,328.36
	78	342,410,655.77	363,993,872.29
		13,333,141,488.98	11,959,164,705.91
		770,421,275.43	647,517,131.15
		61,913,414.34	31,705,653.89
		7,025,784.47	9,662,224.03
	78	57,250,644.82	49,607,552.04
		126,189,843.63	90,975,429.96
		681,448,223.88	516,358,909.48
		719,990,800.00	778,000,000.00

		1,401,439,023.88	1,294,358,909.48
		-1,275,249,180.25	-1,203,383,479.52
		2,043,177,728.11	
		2,235,000,000.00	829,926,225.00
		20,000,000.00	3,500,000.00
		4,298,177,728.11	833,426,225.00
		1,461,356,525.00	6,272,730.00
		417,962,376.41	389,162,216.54
		111,403,328.89	94,736,000.00
	78	39,057,508.57	37,333,827.46
		1,918,376,409.98	432,768,774.00
		2,379,801,318.13	400,657,451.00
		-2,971,581.25	-14,098,802.59
		1,872,001,832.06	-169,307,699.96
		583,434,058.54	752,741,758.50
		2,455,435,890.60	583,434,058.54

2022 1—12

: :

		2022	2021
		9,692,962,326.08	9,396,764,588.00
		258,048,297.42	158,429,168.23
		48,738,961.51	332,723,775.13
		9,999,749,585.01	9,887,917,531.36
		8,527,059,305.63	8,162,602,802.64
		833,590,901.37	830,064,161.75
		157,587,910.64	156,451,234.44
		167,958,463.26	172,847,009.32
		9,686,196,580.90	9,321,965,208.15
		313,553,004.11	565,952,323.21
		183,804,801.82	115,039,086.99
		704,791.03	1,465,711.53

		54,823,894.67	45,565,046.54
		239,333,487.52	162,069,845.06
		260,230,736.90	251,580,658.26
		987,293,570.00	999,404,844.80
		1,247,524,306.90	1,250,985,503.06
		-1,008,190,819.38	-1,088,915,658.00
		2,043,177,728.11	
		2,235,000,000.00	710,000,000.00
		20,000,000.00	3,500,000.00
		4,298,177,728.11	713,500,000.00
		1,345,000,000.00	1,272,730.00
		300,273,762.48	288,341,170.21
		1,645,273,762.48	289,613,900.21
		2,652,903,965.63	423,886,099.79
		1,958,266,150.36	-99,077,235.00
		297,277,909.85	396,355,144.85
		2,255,544,060.21	297,277,909.85

2022 1—12

: :

2022

5															
6															
1							729,017.82					729,017.82		729,017.82	
2							729,017.82					729,017.82		729,017.82	
	740,180,802.00			313,896,748.92	315,394,979.12		-2,509,732.21		812,905,380.88		4,594,276,184.15		6,774,144,362.86	605,068,624.73	7,379,212,987.59

	2021													
	(
)													
	740,180,802.00			315,401,385.82		-1,231,506.70		750,016,263.60		3,637,986,346.24		5,442,353,290.96	541,900,230.21	5,984,253,521.17
										-781,036.10		-781,036.10	-1,001,062.77	-1,782,098.87

4											
5											
6											
1											
2											
					-6,406.70						-6,406.70
	740,180,802.00				440,763,277.66				812,355,569.62	3,488,971,988.33	5,482,271,637.61

35,695.45				10	2		
7,139.09						42,834.54	
2012	6		2011				2011
42,834.54				10	2		
8,566.91						51,401.45	
2014	4		2013				2013
51,401.45				10	2		
10,280.29						61,681.74	
2017	5		2016				2016
61,681.74				10	2		
12,336.35						74,018.08	
2022	12	31		74,018.08		74,018.08	
				668			

2023 3 31

2.

1

			%	
1			35.00	
2			35.00	
3				35.00
4				35.00

			%	
5				35.00
6			35.00	
7				35.00
8			35.00	
9				35.00
10				35.00
11			35.00	
12			35.00	
13			35.00	
14			30.00	
15			35.00	
16				35.00
17			35.00	
18			42.00	
19			75.00	
20			100.00	
21			100.00	
22			100.00	
23			35.00	
24			100.00	
25			100.00	
26	HELI Europe Central		50.00	37.50
27			66.00	
28			51.00	36.00
29	Heli America Inc.		51.00	36.75
30			100.00	
31			35.00	
32				35.00
33				35.00
34				17.85
35			100.00	
36			100.00	

			%	
37	HELI MIDDLE EAST FZCO		51.00	36.75

"

"

2

1	HELI MIDDLE EAST FZCO		2022	2022 3
---	-----------------------	--	------	--------

"

"

1.

15 ---

2014

2.

12

1.

2.

1 1 12 31

3.

4.

()

5.

1

6 5

2



6 5

3

6.

1

2

+

5

5

3

A.

a

b

c

B.

a

b

c

A.

B.

C.

4

"

"




"

"

"

"



"



/

B.

A.



B.

"

"

"

"

"

"

"

"

7.

1

2

8.

9.

1

2

3

"

"

"

"

10.

1

5

12

12

12

12

12

A. /

1

2

1

2

3

1

2

3

12

1

D.

E.

F.

G.

H.

30

30

30

A.

B.

22 -

7

8

11.

" 10. 5 "

12.

10. 5

"

"

13.

" 10. 5 "

14.

10. 5

"

"

5

16.

(1).

17.

18.

(1).

19.

(1).

20.

(1).

21.

D.

3



4

30

22.

(1).

1

2

30

23.

(1).

(2).

		8-35	4-5	2. 71/2. 74-11. 88/12. 00
		8-16	4-5	5. 94/6. 00-11. 88/12. 00
		5-8	4-5	11. 88/12. 00-19. 00/19. 20
		3-7	4-5	13. 57/13. 71-31. 67/32. 00

(3).

24.

1

2

25.

1

3

2

26.

27.

28.

-
-
-
-

35

29.

(1).

(2)

	50	

	5-10	
	4-10	

(3)

(4)

A.

B.

C.

D.



A.

B.

(2).

(3).

(4).

34.

:

-
-
-
-
-

35.

1

2

36.

37.

38.

(1).

(2).

39.

" "

" "

" "

40.

1

2

3

1

41.

/

1

A.

B.

A.

B.



2

A.

B.

A.

B.

3

A.



B.

12

42.

(1).

(2).

(3).

2021 1 1

(1)

(2)

(3)

-
-
-



(
)

(5)

A.

B.

A.

•

•

B.

(6)

38

10

10

43.

44.

(1).

		()
2021 12 30			
	15		
[2021]35	"	15	
"	"	"	2021
		2021	"
"	"	"	"
"	"	2022	1
1			

15

"

"

A.

2022 1 1 15
15 2021 1 1 2022 1 1
15
15

	2021 12 31 /2021	2021 12 31 /2021	2021 12 31 /2021	2021 12 31 /2021
	12,934,823,114.27	13,019,539,448.22	12,598,732,945.85	12,643,061,848.15
	711,735,817.06	627,019,483.11	474,579,095.05	430,250,192.75

	33,198,848.89	33,198,848.89	
	2,025,908,391.16	2,025,908,391.16	



	118,135,794.32	118,135,794.32	
	724,070,718.07	724,070,718.07	
	20,809,821.94	20,809,821.94	
	4,698,050,044.96	4,698,050,044.96	
	300,000,000.00	300,000,000.00	
	63,772,720.30	63,772,720.30	
	59,250,005.97	59,250,005.97	
	103,621,058.43	103,621,058.43	
	4,507,873.97	4,507,873.97	
	531,151,658.67	531,151,658.67	
	5,229,201,703.63	5,229,201,703.63	
	740,180,802.00	740,180,802.00	
	315,394,979.12	315,394,979.12	
	-7,232,085.98	-7,232,085.98	
	812,905,380.88	812,905,380.88	
	3,949,197,053.84	3,949,197,053.84	
	5,810,446,129.86	5,810,446,129.86	
	596,569,403.28	596,569,403.28	

6,407,015,533.14

	2021 12 31	2022 1 1	
	1,695,473,209.73	1,695,473,209.73	
	2,320,052,493.15	2,320,052,493.15	
	467,600.00	467,600.00	
	843,530,963.61	843,530,963.61	
	510,230,593.28	510,230,593.28	
	88,563,963.14	88,563,963.14	
	5,909,231.20	5,909,231.20	
	841,607,456.79	841,607,456.79	
	35,234,661.32	35,234,661.32	
	6,341,070,172.22	6,341,070,172.22	
	1,713,715,535.22	1,713,715,535.22	
	140,814,600.00	140,814,600.00	
	104,653,829.42	104,653,829.42	
	961,986,138.38	961,986,138.38	
	191,208,968.49	191,208,968.49	
	141,053,097.71	141,053,097.71	
	99,908.26	99,908.26	
	15,488,409.55	15,488,409.55	
	42,615,556.66	42,615,556.66	

10

2022

GR202261000067 3

2022 1 1 2024 12

31 15%

11

[2019] 13 2019 1 1 2021 12 31

100 25% 20%

100 300

50% 20%

(

2021 12) 2021 1 1 2022 12 31

100

[2019] 13

2022 13 2022 1 1 2024 12 31

100 300 25%

20%

12

2022 28 2022 10 1 2022 12 31

100%

3.

	350,000,000.00	290,000,000.00
	3,340,841,109.58	2,320,052,493.15

44.00%

3

4

(1).

	6,657,389.66	615,000.00
	6,657,389.66	615,000.00

(2).

(3).

(4).

(5).

		(%)		(%)		(%)		(%)	
	6,657,389.66	100.00			6,657,389.66	615,000.00	100.00		615,000.00
	6,657,389.66	100.00			6,657,389.66	615,000.00	100.00		615,000.00
	6,657,389.66	100.00			6,657,389.66	615,000.00	100.00		615,000.00

			%
	6,657,389.66		100
	6,657,389.66		100

2

2022 12 31 2021 12 31

10

(6).

(7).

5

(1).

1	
1	
	1,518,876,934.80
1	1,518,876,934.80

1	2		39,675,136.06
2	3		13,791,764.79
3			11,817,049.59
3	4		
4	5		
5			
			1,584,160,885.24

(2).

		(%)		(%)			(%)		(%)	
	1,960,604.72	0.12	1,960,604.72	100.00		7,987,881.42	0.63	7,987,881.42	100.00	
	1,960,604.72	0.12	1,960,604.72	100.00		7,987,881.42	0.63	7,987,881.42	100.00	
	1,582,200,280.52	99.88	62,627,007.14	3.96	1,519,573,273.38	1,255,300,043.50	99.37	48,256,657.18	3.84	1,207,043,386.32
1.	169,310,426.86	10.69	1,693,104.27	1.00	167,617,322.59	119,031,054.65	9.42	1,192,911.55	1.00	117,838,143.10
2.	482,427,758.53	30.45	9,736,430.47	2.02	472,691,328.06	344,549,439.75	27.27	6,914,788.35	2.01	337,634,651.40
3.	930,462,095.13	58.74	51,197,472.40	5.50	879,264,622.73	791,719,549.10	62.67	40,148,957.28	5.07	751,570,591.82
	1,584,160,885.24	100.00	64,587,611.86	4.08	1,519,573,273.38	1,263,287,924.92	100.00	56,244,538.60	4.45	1,207,043,386.32

			%	
1	760,604.72	760,604.72	100.00	
2	1,200,000.00	1,200,000.00	100.00	
	1,960,604.72	1,960,604.72	100.00	/

1.

			%
1	169,310,426.86	1,693,104.27	1.00
	169,310,426.86	1,693,104.27	1.00

2.

			%
1	482,244,685.02	9,644,893.71	2.00
1-2			
2-3	183,073.51	91,536.76	50.00
	482,427,758.53	9,736,430.47	2.02

3.

			%
1	866,721,322.92	26,001,654.67	3.00
1-2	39,675,636.06	7,935,027.22	20.00
2-3	13,608,691.28	6,804,345.64	50.00
3	10,456,444.87	10,456,444.87	100.00
	930,462,095.13	51,197,472.40	5.50

(3).

	7,987,881.42	-226,669.19		5,800,607.51		1,960,604.72
	48,256,657.18	15,582,756.96	61,380.00	1,273,787.00		62,627,007.14
	56,244,538.60	15,356,087.77	61,380.00	7,074,394.51		64,587,611.86

(4).

	7,074,394.51

		2,838,539.27			
		2,962,068.24			
		5,800,607.51			

(5).

			(%)	
1	81,490,522.71		5.14	1,629,810.45
2	41,471,339.59		2.62	414,713.40
3	39,640,356.00		2.50	396,403.56
4	35,094,722.73		2.22	350,947.23
5	29,936,918.94		1.89	598,738.38
	227,633,859.97		14.37	3,390,613.02

(6).

(7).

6

	215,317,887.79	547,274,187.55
	215,317,887.79	547,274,187.55

60.66%

1

	2022 12 31		
		%	
	215,317,887.79		
1.	215,317,887.79		
	215,317,887.79		

	2021 12 31		
		%	
	547,274,187.55		

	2021 12 31		
		%	
1.	547,274,187.55		
	547,274,187.55		

	2,689,140,713.73	-
	2,689,140,713.73	-

7

(1).

		(%)		(%)
1	177,810,916.95	99.30	199,488,065.08	99.77
1 2	1,124,058.30	0.63	454,705.62	0.23
2 3	125,520.08	0.07	2,673.00	
	179,060,495.33	100.00	199,945,443.70	100.00

1

1

(2).

		(%)
--	--	-----

4	10,164,387.38	5.68%
5	8,158,790.95	4.56%
	98,101,533.17	54.79%

8

	45,802,065.91	33,198,848.89
	45,802,065.91	33,198,848.89

(1).

(2).

(3).

(1).

(2).

1

(3).

(1).

1	
1	
	39,880,158.43
1	39,880,158.43
1 2	3,589,467.18
2 3	883,049.24
3	3,177,723.41
3 4	
4 5	
5	
	47,530,398.26

(2).

	16,565,665.51	10,253,055.08
	16,875,437.46	13,545,366.41
	14,089,295.29	10,761,479.28
	47,530,398.26	34,559,900.77

(3).

	12	()	()	
2022 1 1	878,837.91		482,213.97	1,361,051.88
2022 1 1				
--				
--				
--				
--				

	236,326.40		116,784.07	353,110.47
			20,312.43	20,312.43
			6,142.43	6,142.43
2022 12 31	1,115,164.31		613,168.04	1,728,332.35

37.96%

(4).

	1,361,051.88	353,110.47	20,312.43	6,142.43		1,728,332.35
	1,361,051.88	353,110.47	20,312.43	6,142.43		1,728,332.35

(5).

	6,142.43

(6).

				(%)	
1		11,497,742.34	1	24.19	
2		5,067,923.17	1	10.66	
3		2,489,426.44	1 2	5.24	74,682.79
4		1,473,990.52	1	3.10	44,219.72
5		800,000.00	1	1.68	24,000.00
		21,329,082.47		44.87	142,902.51

(7).

(8).

(9).

A. 2022 12 31

	46,730,377.61	1,115,164.31	45,615,213.30
	800,020.65	613,168.04	186,852.61
	47,530,398.26	1,728,332.35	45,802,065.91

2022 12 31

		%			
	46,730,377.61	2.39	1,115,164.31	45,615,213.30	
1.	16,565,665.51			16,565,665.51	
2.	16,754,037.46	3.78	633,301.09	16,120,736.37	
3.	13,410,674.64	3.59	481,863.22	12,928,811.42	
	46,730,377.61	2.39	1,115,164.31	45,615,213.30	

2022 12 31

		%		
	800,020.65	76.64	613,160.00	31,000.00
1.				
2.	121,400.00			51,700.00
3.	678,620.65			1,000.00
	800,020.65	76.64	613,160.00	

B. 2021 12 31

	34,001,500.80	878,837.91
	558,399.97	482,213.97
	34,559,900.77	1,361,051.88

20

	%		
	2.58	878,837.91	
1.			
2.			327.48
3.			

9

(1).

		/			/	
	576,177,874.21	8,660,828.32	567,517,045.89	538,282,336.85	3,134,169.42	535,148,167.43
	183,052,875.51	1,374,285.60	181,678,589.91	197,629,888.20	1,355,422.02	196,274,466.18
	1,345,710,253.67	3,154,968.77	1,342,555,284.90	1,292,838,022.93	3,899,022.25	1,288,939,000.68
	5,564,794.50	82,963.50	5,481,831.00	5,628,418.40	81,661.53	5,546,756.87

(3).

11

12

13

	75,535,724.61	95,803,852.03
	11,363,637.62	4,182,852.82
	86,899,362.23	99,986,704.85

14

(1).

(2).

(3).

15

(1).

(2).

(3).

16

(1).

(2).

(3).

(4).

17

1	146,218,198.07			-1,709,102.89					4,248,734.49	148,757,829.67
)	(62,615,483.97		7,853,423.97			4,006,887.63			66,462,020.31
		208,833,682.04		6,144,321.08			4,006,887.63		4,248,734.49	215,219,849.98
		1,610,777.99		335,757.67			900,000.0			1,046,535.66
()		1,153,154.73		512,288.49						1,665,443.22
()		1,866,516.18		152,942.97						2,019,459.15
()		1,629,608.21		1,083,134.94			400,000.00			2,312,743.15
()		1,425,871.18		388,015.04						1,813,886.22
		35,244,864.54		6,518,345.53			2,300,000.00			39,463,210.07
		49,663,970.94	90,000,000.00	-527,497.28						139,136,473.66
		92,594,763.77	90,000,000.00	8,462,987.36			3,600,000.00			187,457,751.13
		301,428,445.81	90,000,000.00	14,607,308.44			7,606,887.63		4,248,734.49	402,677,601.11

1
18
(1).

	160,805,400.00	140,814,600.00
	160,805,400.00	140,814,600.00

(2).

	2,014,561.12				
	8,700,000.00				
	10,714,561.12				

19

20

2.	64,809,249.46		64,809,249.46
----	---------------	--	---------------

(2).

4S	14,353,322.96	
----	---------------	--

1	54,144.00	11,284,303.18	5,796,327.30	7,319,373.57	24,454,148.05
2	155,384.43				155,384.43
4.	522,259,898.30	1,586,486,318.45	110,155,622.17	111,238,238.92	2,330,140,077.84
1.					
2.	10,153,729.76				10,153,729.76
1	10,153,729.76				10,153,729.76
3.					
1					
4.	10,153,729.76				10,153,729.76
1.	979,936,829.38	961,737,175.99	45,261,720.00	83,569,979.72	2,070,505,705.09
2.	931,356,102.94	831,343,285.99	48,723,609.44	65,328,511.67	1,876,751,510.04

(2).

(3).


(4).

(5).

	59,118,988.48	
	59,118,988.48	

22

	270,757,080.86	221,149,213.83



270,757,080.86

	711,736.88	16,704,477.51	16,837,053.46		579,160.93						
85000	206,090.04	3,584,507.24	3,790,597.28								
12		13,508,379.01			13,508,379.01						
	182,498,254.93	346,502,697.16	268,534,491.62		260,466,460.47	/	/			/	/

(3).

(1).

23

(1).

(2).

24

25

--	--	--	--

1.	37,939,327.24		37,939,327.24
2.	24,233,139.97	4,825,960.91	29,059,100.88
(1)	24,233,139.97	4,825,960.91	29,059,100.88
3.	10,142,520.77		10,142,520.77
(1)	10,142,520.77		10,142,520.77

1.				
2.				
1				
3.				
(1)				
4.				
1.	432,276,796.77	9,343,137.24	53,722,709.35	495,342,643.36
2.	244,432,125.45	10,923,725.04	45,010,717.12	300,366,567.61

(2).

	98,612,639.84	
	98,612,639.84	

64.91%

27

28

(1).

	55,816,526.71					55,816,526.71
	55,816,526.71					55,816,526.71

(2).

(3).

(4).

	13,273,046.19	2,136,059.42	8,137,493.63	1,451,844.33
	85,248,275.74	20,732,673.39	59,886,072.93	10,726,454.84
	62,839,137.58	9,425,870.64	22,512,051.29	3,382,983.99
	61,439,224.04	13,437,541.76	55,917,397.92	12,370,044.89
	132,375,049.23	19,856,257.40	103,621,058.43	15,608,538.78
	355,174,732.78	65,588,402.61	250,074,074.20	43,539,866.83

(2).

2022	479,226.41	479,226.41	
2023	1,050,069.43	1,050,069.43	
2024	1,152,848.53	1,152,848.53	
2025	2,931,740.12	2,931,740.12	
2026	8,205,997.93	8,205,997.93	
2027	5,872,364.16		
	19,692,246.58	13,819,882.42	

31

	111,691,850.73		111,691,850.73	100,344,502.85	100,344,502.85
	111,691,850.73		111,691,850.73	100,344,502.85	100,344,502.85

32

(1).

¢

33

34

35

(1).

		100,000,000.00
	618,620,000.00	894,870,000.00
	618,620,000.00	994,870,000.00

0

36

(1).

	1,691,600,259.79	1,823,832,628.60
	18,603,683.91	9,043,936.49
	120,740,405.23	63,737,027.86
	29,056,684.12	33,739,579.15
	1,860,001,033.05	1,930,353,172.10

(2). 1

37

(1).

(2). 1

38

(1).

--	--	--

	2,350,634.57	21,591,943.29	18,584,826.52	5,357,751.34
	35,636,037.41	1,523,275,687.83	1,442,967,662.91	115,944,062.33

(3).

--	--

	193,375.47	
	2,107,454.85	
	102,357,399.76	118,135,794.32
	104,658,230.08	118,135,794.32

(1).

	193,375.47	
\		
	193,375.47	

(1).

	2,107,454.85	
\		
\ -XXX		
\ -XXX		
-XXX		
-XXX		
	2,107,454.85	

(1).

	19,813,745.18	21,482,860.48
	23,904,825.12	24,004,592.43
	1,244,752.82	5,063,946.71
	57,394,076.64	67,584,394.70
	102,357,399.76	118,135,794.32

(2). 1

42

43 1

1	300,000,000.00	700,000,000.00
1		
1	2,560,000.00	2,560,000.00
1	32,156,231.73	21,510,718.07
	334,716,231.73	724,070,718.07

53.77%

44

	12,928,770.74	20,809,821.94
	12,928,770.74	20,809,821.94

45

(1).

	1,500,000,000.00	300,000,000.00
	1,500,000,000.00	300,000,000.00

2021 6

3

2021 6 25

2023 6 25

2.70%

2022 6

5

2022 6 10

2025 6 10

2.40%

2022 12

2

2022 12 6

2024 12 6

2.40%

2022 11

4.5

2022 11 10

2025 11 10

2.40%

(4).

47

	109,263,457.76	96,771,007.21
	-11,474,312.03	-11,487,568.84
	-32,156,231.73	-21,510,718.07
	65,632,914.00	63,772,720.30

48

	6,132,146.27	8,310,005.97
	73,500,000.00	53,500,000.00
	79,632,146.27	61,810,005.97
	2,560,000.00	2,560,000.00
	77,072,146.27	59,250,005.97

(1).

	103,621,058.43	40,047,200.00	11,293,209.20	132,375,049.23	
--	----------------	---------------	---------------	----------------	--

							/
	21,053,893.49	150,000.00		1,180,501.04		20,023,392.45	
		19,490,000.00				19,490,000.00	
2021	8,619,000.00					8,619,000.00	
2020	8,100,000.00					8,100,000.00	
FICS	7,000,000.00					7,000,000.00	
	7,787,200.00			973,400.00		6,813,800.00	

52

53

		+					
	740,180,802.00						740,180,802.00

54

(1).

46

(2).

:

2

	2021 12 31			2022 12 31
		313,896,748.92		313,896,748.92
		313,896,748.92		313,896,748.92

55

	305,979,394.90			305,979,394.90
	9,415,584.22			9,415,584.22
	315,394,979.12			315,394,979.12

60

	3,949,197,053.84	3,637,986,346.24
+		-781,036.10
	3,949,197,053.84	3,637,205,310.14
	904,142,411.01	633,944,141.68
		62,889,117.28
	259,063,280.70	259,063,280.70
	4,594,276,184.15	3,949,197,053.84

1

0

2

0

3

0

4

0

5

0

61

(1).

	15,547,445,433.77	12,950,104,255.68	15,267,000,024.75	12,963,964,107.08
	125,694,674.33	59,774,896.28	149,656,237.05	55,575,341.14
	15,673,140,108.10	13,009,879,151.96	15,416,656,261.80	13,019,539,448.22

(2).

(3).

(4).

62

	21,474,878.32	19,805,939.27
	15,650,297.67	14,473,446.41
	12,782,283.94	14,109,129.27
	12,459,517.10	10,455,983.78
	18,730,246.65	19,274,751.04
	11,431,000.64	10,300,387.32
	613,027.57	651,018.36
	93,141,251.89	89,070,655.45

63

	369,819,127.60	328,894,099.62
	35,343,760.43	38,776,184.98
	32,629,238.12	34,709,837.42
	24,912,717.69	28,124,584.98
	14,719,108.78	16,586,609.43
	74,782,039.89	72,690,559.31
	552,205,992.51	519,781,875.74

64

	277,400,510.00	250,370,399.16
	22,625,197.78	22,606,956.18
	23,428,383.90	22,427,822.77
	6,100,144.95	6,815,955.29

3,037,554.76

	-7,841,390.85	-5,099,248.88

-

	1,434,935.36	1,624,586.75	1,434,935.36
	20,440,413.47	25,887,740.89	20,440,413.47

			/
	2,349,776.59	1,008,973.50	
	1,209,900.00		
	1,000,000.00	400,000.00	
2021	1,000,000.00		
	1,000,000.00		
" "	1,000,000.00		
	850,000.00		
2022 (631,582.00		
	682,134.00	329,000.00	
	500,000.00	1,500,000.00	
2021	500,000.00		
	473,465.00		
	433,800.00		
	405,000.00	751,080.00	
	380,000.00		
	360,000.00		
2021	300,000.00		
-	300,000.00	300,000.00	
		3,000,000.00	
		2,108,471.00	
		1,632,000.00	
		899,250.00	
		880,000.00	
		841,200.00	
		500,000.00	
		460,000.00	
		420,000.00	
		404,100.00	
		360,000.00	
	4,440,048.24	6,380,479.89	
	17,815,705.83	22,174,554.39	

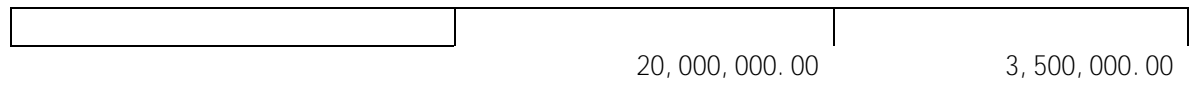
	139,068,888.22
--	----------------

77

57

(4).

(5).



	770,421,275.43	647,517,131.15
2		
3		
	2,455,435,890.60	583,434,058.54
	583,434,058.54	752,741,758.50
	1,872,001,832.06	-169,307,699.96

(2).

(3).

(4).

	2,455,435,890.60	583,434,058.54
	61,558.62	45,797.16
	2,455,033,285.65	579,716,411.32
	341,046.33	3,671,850.06
	2,455,435,890.60	583,434,058.54

80

" "

81

	2,206,009.28	ETC
	2,206,009.28	

82

(1).

	14,198,878.01	6.9646	98,889,505.79
	1,160,514.63	7.4229	8,614,384.05
	382,244.50	1.8965	724,926.69
	11,343,584.14	0.2014	2,284,597.85
	55,150,408.45	6.9646	384,100,534.69
	7,827,425.68	7.4229	58,102,198.08
	236,010.21	8.3941	1,981,093.30
	48,105,862.36	0.2014	9,688,520.68
	1,803,741.49	6.9646	12,562,337.98
	880,024.66	7.4229	6,532,335.05
	145,214.41	6.9646	1,011,360.28
	34,869.86	7.4229	258,835.48
	2,610,000.00	0.2014	525,654.00
	17,760.00	1.8965	33,681.84
	82,491.09	6.9646	574,517.45
	8,884.85	7.4229	65,951.35
	30.00	0.2014	6.04
	66,801.11	1.8965	126,688.31

(2).

83

84

(1).

	132,375,049.23		11,293,209.20
	35,462,762.91		35,462,762.91
	17,815,705.83		17,815,705.83

(2).

85

1

2

3

4

5

2021 11 9

500

255

51%

245

49%

6

1

(1).

				(%)		
				35.00		
				35.00		
					35.00	
					35.00	
					35.00	

				75.00		
				100.00		
				100.00		
				100.00		
				50.00	37.50	
				35.00		
				100.00		
				100.00		
				66.00		
				51.00	36.00	
				51.00	36.75	
				100.00		
				35.00		
					35.00	
					35.00	

		%	%	
		22.00	35.00	57.00
		16.00	35.00	

	65.00	28,547,647.34	31,720,000.00	89,007,026.90
	65.00	-1,364,697.74	7,670,000.00	21,859,313.07
	58.00	4,732,305.19	4,350,000.00	23,576,532.90
	34.00	9,320,573.53	7,068,000.00	79,399,555.08
	25.00	15,407,286.96	6,250,000.00	46,234,268.74
	65.00	21,043,908.98	10,296,000.00	155,442,233.67

(3).

	73,244,224.12	4,961,244.89	78,205,469.01	19,678,561.52	470,362.43	20,148,923.95	69,446,057.86	4,028,048.57	73,474,106.43	15,388,438.62	253,511.51	15,641,950.13
	150,894,159.75	46,647,058.95	197,541,218.70	121,374,460.50	4,239,501.15	125,613,961.65	127,686,594.71	30,237,214.71	157,923,809.42	71,246,761.03	4,682,972.75	75,929,733.78
	29,659,046.97	13,453,544.44	43,112,591.41	23,662,464.67	888,826.71	24,551,291.38	67,854,138.79	14,956,073.68	82,810,212.47	59,145,473.27	1,792,500.00	60,937,973.27
	96,419,913.00	41,182,051.65	137,601,964.65	72,536,529.92	9,185,954.30	81,722,484.22	76,099,718.50	38,497,117.06	114,596,835.56	52,437,837.63	7,546,331.21	59,984,168.84
	90,109,068.77	24,485,437.83	114,594,506.60	91,552,074.84	3,478,398.69	95,030,473.53	85,440,025.96	6,605,155.57	92,045,181.53	70,997,365.03	593,518.68	71,590,883.71
	222,270,679.11	63,246,996.75	285,517,675.86	117,771,515.71	30,812,272.61	148,583,788.32	227,986,506.89	59,679,124.69	287,665,631.58	113,212,797.27	32,638,404.22	145,851,201.49
	93,197,990.11	15,056,899.75	108,254,889.86	68,789,975.07	5,835,202.40	74,625,177.47	90,974,525.18	16,459,857.89	107,434,383.07	52,917,487.49	6,987,648.20	59,905,135.69
	47,864,072.54	5,923,581.43	53,787,653.97	12,891,126.96	247,332.35	13,138,459.31	51,014,446.32	5,018,689.40	56,033,135.72	15,948,441.92	94,646.02	16,043,087.94
	187,397,889.29	117,014,983.98	304,412,873.27	49,056,559.21	21,836,446.16	70,893,005.37	189,002,290.65	126,205,286.82	315,207,577.47	66,365,173.12	21,945,988.01	88,311,161.13
	922,453,590.72	54,788,486.52	977,242,077.24	792,305,002.27		792,305,002.27	711,815,915.47	37,133,197.06	748,949,112.53	600,641,185.41		600,641,185.41
	313,941,504.87	106,686,528.84	420,628,033.71	181,052,584.95		181,052,584.95	279,394,566.94	95,480,122.72	374,874,689.66	149,285,556.03		149,285,556.03

	675,554,389.25	14,724,388.76	14,724,388.76	16,478,166.48	658,316,779.99	18,901,742.85	18,901,742.85	4,569,770.41	
	1,146,921,147.32	7,934,395.43	7,934,395.43	14,529,395.77	1,573,571,162.65	31,951,593.44	31,951,593.44	28,158,450.85	
	669,177,575.09	2,389,060.83	2,389,060.83	7,583,055.93	824,620,439.65	6,930,823.96	6,930,823.96	9,769,554.32	
	905,161,426.81	15,466,813.71	15,466,813.71	19,459,124.59	1,053,042,619.84	18,351,217.35	18,351,217.35	18,427,518.06	
	473,741,506.10	4,669,735.25	4,669,735.25	20,016,582.31	607,049,551.68	7,377,600.55	7,377,600.55	4,572,874.30	
	1,064,964,252.15	43,919,457.45	43,919,457.45	49,576,415.68	1,258,191,035.54	48,996,295.43	48,996,295.43	24,656,175.32	
	647,825,511.50	-2,099,534.99	-2,099,534.99	12,747,845.14	846,020,982.22	13,563,931.26	13,563,931.26	7,722,343.07	
	450,224,407.88	8,159,146.88	8,159,146.88	7,696,595.33	550,892,973.74	12,167,023.66	12,167,023.66	4,809,357.80	
	523,484,949.87	27,413,451.56	27,413,451.56	3,067,372.92	676,359,027.06	40,139,914.89	40,139,914.89	73,520,631.10	
	1,085,596,815.45	61,629,147.85	61,629,147.85	165,770,048.31	922,527,476.81	19,745,801.65	19,745,801.65	-5,603,634.72	
	713,974,183.44	34,676,598.87	34,676,598.87	16,594,206.35	617,188,898.45	33,474,309.24	33,474,309.24	6,312,741.26	

(4).

(5).

2

(1).

(2).

3

(1).

: :

				(%)		
				50.00		
				49.00		
				23.00		
				50.00		

(2).

: :

	/		/	
	165,212,138.02	156,796,808.86	144,304,771.02	234,126,259.41
	4,981,759.15	86,412,815.87	1,743,225.57	92,638,859.78
	916,329,299.18	71,596,481.90	785,853,903.44	57,438,951.42
	1,081,541,437.20	228,393,290.76	930,158,674.46	291,565,210.83
	482,666,368.61	90,002,772.59	404,908,160.86	161,079,777.81

	257,329,707.10	473,060.99	201,106,431.16	418,050.00
	739,996,075.71	90,475,833.58	606,014,592.02	161,497,827.81
	16,919,698.11		13,095,151.20	
	324,625,663.38	137,917,457.18	311,048,931.24	130,067,383.02
	162,312,831.69	67,579,554.02	155,524,465.62	63,733,017.68
	-13,555,002.02	-1,117,533.71	-9,306,267.55	-1,117,533.71
--				
--	-13,555,002.02	-1,117,533.71	-9,306,267.55	-1,117,533.71
--				
	148,757,829.67	66,462,020.31	146,218,198.07	62,615,483.97
	360,305,094.73	337,653,381.02	304,517,776.72	360,728,466.50
	21,116,372.32	-1,283,814.94	15,550,979.08	-2,113,245.72
	4,665,515.15	2,419,616.00	1,531,996.04	298,211.00
	18,289,279.05	16,027,395.85	11,891,975.96	9,468,568.71
	18,289,279.05	16,027,395.85	11,891,975.96	9,468,568.71
		4,006,887.63		2,640,771.11

(3).

	/	/
	1,098,934,048.60	584,491,254.85
	144,874,553.51	47,514,304.69
	1,243,808,602.11	632,005,559.54
	842,100,501.46	478,638,091.65
	230,000,000.00	
	1,072,100,501.46	478,638,091.65
	171,708,100.65	153,367,467.89
	39,492,863.15	35,274,517.61
	-29,653.08	-29,653.07
--		
--	-29,653.08	-29,653.07

--

5

6

1.

(1)



(2)

,

(3)

12

(

)

12

12

12

2

14.37%

15.03%

44.87%

42.85%

2.

2022 12 31

	2022 12 31			
	1	1-2	2-3	3
	502,155,694.43			
	618,620,000.00			
	1,860,001,033.05			
	104,658,230.08			
	300,000,000.00	550,000,000.00	950,000,000.00	
	2,560,000.00	2,560,000.00	1,012,146.27	73,500,000.00
	32,156,231.73	22,049,592.60	16,448,841.92	27,134,479.48

			1,732,098,475.28
--	--	--	------------------

2022 12 31

50

328.07

1

: :

			3,340,841,109.58	3,340,841,109.58
1.				
1				
2				
3				
2.				
1				
2				
			160,805,400.00	160,805,400.00
1.				
2.				
3.				

1.				
2.				
			215,317,887.79	215,317,887.79
			3,716,964,397.37	3,716,964,397.37
1.				
2.				

2

3

4

(1)

(2)

(3)

5

6

7

8

9

		4,329,036.28	319,470.86			11,931,669.50	361,002.07	304,538.31		10,936,015.72
		3,313,320.60	5,342,715.03			7,300,330.48	6,037,267.98	305,504.38		9,850,498.91
		451,479.06	573,333.32			474,053.01	602,000.00			
		12,857.13				18,000.00				
		184,954.12	118,899.08			201,600.00	129,600.00			
		8,291,647.19	6,354,418.29			19,925,652.99	7,129,870.05	610,042.69		20,786,514.63

(4).

	2,142.45	2016-11-22	2024-03-01	
	3,500.00	2020-01-01	2024-12-31	
	450.00	2022-08-18		
	31,901.99	/	/	

(5).

(6).

(7).

	1,401.06	1,296.24

(8).

48."

"

2, 990, 322. 92

6

(1).

: :

		22, 832, 695. 44	228, 326. 95	62, 327, 683. 54	623, 276. 84
		35, 094, 722. 73	350, 947. 23	42, 961, 637. 44	429, 616. 37
		39, 640, 356. 00	396, 403. 56	13, 091, 051. 75	130, 910. 52
		1, 992, 935. 19	19, 929. 35	3, 192, 827. 47	31, 928. 27
		2, 223, 178. 91	22, 231. 79	542, 679. 48	5, 426. 79
		520, 174. 79	5, 201. 75	510, 198. 49	5, 101. 98
		216, 864. 00	2, 168. 64	231, 449. 40	2, 314. 49
		361, 677. 46	3, 616. 77	222, 104. 89	2, 221. 05
		349, 248. 02	3, 492. 48	185, 159. 00	1, 851. 59
		1, 427, 090. 00	14, 270. 90	40, 489. 99	404. 9
		28, 645. 00	286. 45	4, 680. 00	46. 8
				625	6. 25
		500. 00	5. 00		
		197, 788. 50	1, 977. 89		
		5, 626. 00	56. 26		
		1, 728. 00	17. 28		
		2, 489, 426. 44	74, 682. 79	1, 616, 187. 49	48, 485. 62
		102, 000. 00	1, 020. 00		
				3, 362. 84	33. 63
		632. 74			
				22, 000. 00	

(2).

: :

		68, 679, 296. 85	132, 261, 614. 24
		77, 277, 550. 70	106, 240, 396. 79
		51, 422, 801. 28	30, 915, 481. 80
		29, 190, 538. 11	29, 279, 394. 73

		27,292,635.79	28,870,277.70
--	--	---------------	---------------

1

8

29

(1).

2022 12 31

31,901.99

2022 12 31

6,092.45

2022 12 31

(2).

7

8

90%

10%

2022 12 31

1

(1).

1	
1	
1	1,357,200,033.17
1	1,357,200,033.17
1 2	13,241,214.81
2 3	4,111,578.00
3	1,606,408.95
3 4	
4 5	
5	
	1,376,159,234.93

(2).

		(%)		(%)		(%)		(%)		
	760,604.72	0.06	760,604.72	100.00		7,987,881.42	0.92	7,987,881.42	100.00	
	1,375,398,630.21	99.94	22,867,980.75	1.66	1,352,530,649.46	858,434,900.76	99.08	14,903,937.15	1.74	843,530,963.61

1.	1,169,892,821.83	85.01	11,698,928.22	1.00	1,158,193,893.61	668,087,419.05	77.11	6,680,874.19	1.00	661,406,544.86
----	------------------	-------	---------------	------	------------------	----------------	-------	--------------	------	----------------

(3).

	7,987,881.42	-1,426,669.19		5,800,607.51	760,604.72	
	14,903,937.15	7,963,043.60	1,000.00		22,867,980.75	
	22,891,818.57	6,536,374.41	1,000.00	5,800,607.51	23,628,585.47	

(4).

	5,800,607.51

1		2,838,539.27			
2		2,962,068.24			
		5,800,607.51			

(5).

		(%)	
1	586,840,457.95	42.64	5,868,404.58
2	74,679,059.32	5.43	746,790.59
3	64,431,378.92	4.68	644,313.79
4	47,607,872.97	3.46	476,078.73

5	41,296,507.89	3.00	412,965.08
	814,855,277.05	59.21	8,148,552.77

(6).

(7).

2

	6,583,154.56	5,909,231.20
	6,583,154.56	5,909,231.20

(1).

(2).

(3).

(1).

(2). 1

(3).

(1).

1	
1	
1	4,983,575.00
1	4,983,575.00
1 2	1,023,566.00
2 3	460,000.00
3	497,200.00
3 4	
4 5	
5	
	6,964,341.00

(2).

	3,647,109.07	3,224,249.69
	3,317,231.93	2,960,014.20
	6,964,341.00	6,184,263.89

(3).

	12	()	()	
2022 1 1	219,129.12		55,903.57	275,032.69
2022 1 1				
--				
--				
--				
--				
	162,057.32		-49,761.14	112,296.18
			6,142.43	6,142.43

2022 12 31

(5).

	6,142.43

(6).

				(%)	
1		800,000.00	1	11.49	24,000.00
2		742,725.00	1	10.66	22,281.75
3		642,968.27	1	9.23	19,289.05
4		488,400.00	1-2	7.01	14,652.00
5		300,000.00	1	4.31	9,000.00
		2,974,093.27		42.70	89,222.80

(7).

(8).

(9).

	1,684,763,851.23		1,684,763,851.23	1,416,410,656.32	1,416,410,656.32
	397,381,895.09		397,381,895.09	297,304,878.90	297,304,878.90
	2,082,145,746.32		2,082,145,746.32	1,713,715,535.22	1,713,715,535.22

(1).

	149,780,559.45			2,539,631.60						152,320,191.05
	62,615,483.97			7,853,423.97			4,006,887.63			66,462,020.31
	212,396,043.42			10,393,055.57			4,006,887.63			218,782,211.36
	35,244,864.54			6,518,345.53			2,300,000.00			39,463,210.07
	49,663,970.94	90,000,000.00		-527,497.28						139,136,473.66
	84,908,835.48	90,000,000.00		5,990,848.25			2,300,000.00			178,599,683.73
	297,304,878.90	90,000,000.00		16,383,903.82			6,306,887.63			397,381,895.09

4

(1).

	13,534,782,495.30	12,177,906,194.26	13,861,386,133.69	12,639,256,678.27
	22,538,646.16	4,270,812.11	35,678,988.73	3,805,169.88
	13,557,321,141.46	12,182,177,006.37	13,897,065,122.42	12,643,061,848.15

(2).

(3).

(4).

5

	121,923,070.03	131,737,675.12
	16,383,903.82	12,918,493.59

	489,076.19	
	44,059,416.65	
	31,582,804.45	
	9,601,553.25	
	157,632,954.98	

1 ---

1 ---

2

	%		
	14.80	1.22	1.22
	12.22	1.01	1.01

3

4